

2023-24 FACTBOOK



**SCC**



Southwestern Community College provides this Fact Book as a source of current information on the college and its programs. The Fact Book is a reference to support internal decision making and serves as a valuable reference tool for anyone needing information about SCC.

This publication is the 25th edition of the Fact Book and is provided by the Office of Institutional Research and Planning. Every effort has been made to ensure accuracy of data. Please keep in mind that college information changes rapidly.

Questions or suggestions about this publication should be directed to Southwestern's Director of Institutional Research and Planning at 828.339.4614.

General Information 1 - 15

Service Area Information 16 - 23

Student Information 24 - 32

Faculty and Staff Information..... 33

Fiscal Information 34 - 36

Physical Resources 37 - 38

Sources of Information 39

BOARD OF TRUSTEES

Luke D. Hyde, Chairman
Beth Tyson Lofquist, Vice-Chairman

	Term
Howard Allman	2023 - 2026
Sue Bartlett	2021 - 2025
Jeff Cloer	2013 - 2025
Ken Henke	2018 - 2024
Mark Jones	2014 - 2026
Beth Tyson Lofquist	2020 - 2024
Cory McCall	2019 - 2026
Gerald McKinney	2023 - 2027
Brett Rogers	2019 - 2023
Gary M. Shields	2011 - 2024
Elizabeth Waldroop	2023 - 2027

Administration

Don Tomas..... President
 Thom Brooks Executive Vice President for Instruction and Student Services
 Lisa Kim Fisher Vice President for Financial and Administrative Services
 Scott Baker Vice President for Information Technology

Trustees Emeritus

	Term(s)
W. Paul Holt	1968-2018
Conrad G. Burrell.....	1996-2016
Charles "Jerry" Sutton	1983-2015
Melvin "Pete" Penland.....	1997-2013
Kate Welch.....	1997-2013
Earl F. Hooper.....	1981-1990, 1995-2010
Quayle Neslen.....	1994-2010
Harvey J. Hyatt	1997-2009
Robert Blanton	1981-1999
William H. Smith	1980-1999
Charles Siler Slagle	1968-1996
Catherine H. Dillard	1982-1995
Dortha McDonald.....	1973-1981, 1990-1994
Robert Carpenter	1973-1993
Jeanne Sneed.....	1977-1992
William B. Dillard	1968-1982

2023 FALL SEMESTER

Fall Kick-Off.....	Tuesday, August 8
Faculty and Staff Semester Prep Day.....	Wednesday, August 9
Orientation/Registration.....	Thursday, August 10
Final Registration.....	Friday, August 11
Classes Begin, Full and First Sessions.....	Monday, August 14
Schedule Adjustment – First Session.....	Monday & Tuesday, August 14 - 15
Schedule Adjustment – Full Session.....	Monday - Friday, August 14 - 18
Labor Day Holiday – College Closed.....	Monday, September 4
Citizenship/Constitution Day (observed).....	Thursday, September 14
Last Day to Withdraw, First Session.....	Tuesday, September 21
Professional Development Day.....	Friday, September 22
End of First Session Classes.....	Monday, October 9
Second Session Classes Begin.....	Tuesday, October 10
Schedule Adjustment – Second Session.....	Tuesday & Wednesday, October 10 - 11
Fall Break – No Classes.....	Monday & Tuesday, October 16 - 17
Advising Day/Registration Begins for Spring/No Classes.....	Tuesday, October 24
Commencement Applications Due.....	Friday, October 27
Last Day to Withdraw, Full Session.....	Tuesday, October 31
Last day to Withdraw, Second Session & Last Day for Faculty-Initiated Withdrawal.....	Tuesday, November 21
Thanksgiving Break – No Classes.....	Wednesday, November 22
Thanksgiving Holiday – College Closed.....	Thursday – Sunday, November 23 – 26
Fall Semester Ends, Full and Second Sessions (last day of classes).....	Tuesday, December 12
Grades Due/Commencement.....	Wednesday, December 13
Winter Break - College Closed.....	December 21, 2023 – January 1, 2024

2024 SPRING SEMESTER

College Reopens.....	Tuesday, January 2
Faculty and Staff Semester Prep Day.....	Wednesday, January 10
Orientation/Registration Day.....	Thursday, January 11
Final Registration.....	Friday, January 12
Martin Luther King, Jr. Day – No Classes.....	Monday, January 15
Classes Begin, Full and First Sessions.....	Tuesday, January 16
Schedule Adjustment – First Session.....	Tuesday & Wednesday, January 16 - 17
Schedule Adjustment – Full Session.....	Tuesday-Monday, January 16 - 22
Last Day to Withdraw, First Session.....	Thursday, February 22
Professional Development Day.....	Friday, February 23
Spring Break – No Classes.....	Monday – Sunday, March 4 - 10
End of First Session Classes.....	Tuesday, March 12
Second Session Classes Begin.....	Wednesday, March 13
Schedule Adjustment – Second Session.....	Wednesday & Thursday, March 13 - 14
Easter Break – No Classes.....	Wednesday - Sunday, March 27 - 31
Last Day to Withdraw, Full Session.....	Tuesday, April 9
Advising Day/Registration Begins for Summer & Fall/No Classes.....	Tuesday, April 9
Commencement Applications Due.....	Friday, April 12
Last Day to Withdraw, Second Session & Last Day for Faculty-Initiated Withdrawal.....	Tuesday, April 30
Spring Semester Ends, Full and Second Sessions (last day of classes).....	Friday, May 17
Grades Due/Commencements.....	Saturday, May 18

College Vision, Mission and Goals

Vision

Southwestern Community College will be an educational gateway for enriching lives and strengthening our community.

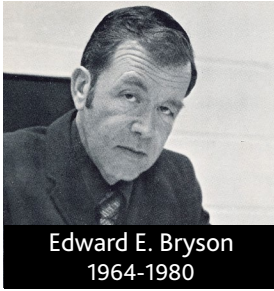
Mission

Southwestern Community College is a learning and teaching institution offering high-quality, innovative instruction and support, which promotes student achievement, academic excellence and economic development.


Goals

The College Will...

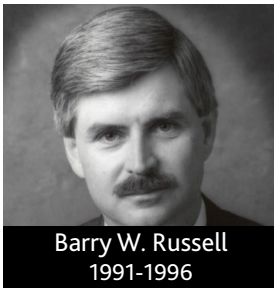
1. Provide excellence in learning and teaching for transfer, career education and literacy development in an accessible format.
2. Provide comprehensive and effective services to enroll students and support their success.
3. Strengthen student understanding of career pathways leading to success in career and academic planning.
4. Generate support for students, faculty, staff and programs from internal and external sources.
5. Enhance SCC's positive image throughout - and beyond- our service area.
6. Provide engaged leadership in workforce and economic development.
7. Identify, acquire and maintain resources to support the vision, mission and goals of the college.
8. Attract and retain quality employees and provide for their professional development.
9. Provide the services, programs and infrastructure to ensure a safe and secure learning environment.



Edward E. Bryson
1964-1980




Norman K. Myers
1981-1991



Barry W. Russell
1991-1996



Cecil L. Groves
1997-2010



Richard Collings
2010-2011



Don Tomas
2011-Present

From humble beginnings ...

If you spend any time at all in Jackson, Macon, Swain Counties or the Qualla Boundary these days, the impact of Southwestern Community College is everywhere.

We provide instruction to roughly 8,000 people annually. Roughly 90 percent of them remain here as the essential fabric that weaves our service area together. Our graduates cut your hair, service your vehicle, prepare fine cuisine, care for you when you're sick, keep you safe ... and much, much more.

However, when we first opened our doors more than 55 years ago, our humble beginnings would have made it difficult for anyone to imagine what the future would hold.

On Dec. 1, 1964, even before our first building was completed, we held the very first day of classes. Exactly 193 students were enrolled. Our name was the "Jackson County Industrial Education Center," and we were a satellite of Asheville-Buncombe Technical Institute.

Two years later, we became an independent school and changed our name to Southwestern Technical Institute.

We then evolved to "Southwestern Technical College" (1979), and in 1988 we changed our name to the one we proudly operate under today.

Throughout our history, we've opened our doors to anyone and everyone who wants to improve the quality of their lives through education – and we have always put those students first. We actively respond to and anticipate the educational needs of the communities we serve, offering an ever-evolving range of programs that prepare students to enter the job market, transfer to four-year institutions or achieve other personal and professional goals.

Nationally Recognized Excellence

Today, SCC regularly appears in Top 10 lists compiled by various ranking agencies across the nation. In 2020, BestColleges.com ranked Southwestern No. 1 nationally in its list of "The Best Community Colleges & Trade Schools of 2020." More about our recent rankings is listed in the year-by-year history below.

The national recognition comes as SCC administration, faculty and staff members go about accomplishing their mission by annually serving our region through a wide range of academic programs and workforce training at multiple locations throughout our service area.

Our Jackson Campus has grown to 10 buildings that house classrooms, labs, administrative offices, an auditorium and a library. Construction on our new Health Sciences Center was completed in the summer of 2021, allowing the addition of two healthcare training programs (Opticianry and Surgical Technology) – bringing our state-leading total to 16.

Other facilities in the service area include: a Macon Campus and the Public Safety Training Center in Macon County; the SCC Table Gaming School on the Qualla Boundary; as well as the Swain Center, which houses the Outdoor Leadership and Heritage Arts programs near Bryson City in Swain County.

Community Partnership & Fundraising

To support these educational services, Southwestern receives county, state and federal funding. To augment this funding and provide for extensive services, during the past three decades, SCC has sought and received more than \$31 million in grant money. These funds have included federal construction grants, Appalachian Regional Commission grants, US Department of Education grants, New Century Scholars, basic education grants and a variety of other sources.

In 2018, SCC secured more than \$2 million from the U.S. Department of Commerce's

Economic Development Administration to assist with the Health Sciences Center construction.

SCC is also the only community college in the nation to enter into a cooperative science agreement with NASA.

Further, the SCC Foundation, Inc., incorporated in 1973, strives to provide support for needs not covered by public funds or grant monies. Over the years, the SCC Foundation has made significant contributions through student scholarships, equipment donations and capital improvements. A growing number of individuals and businesses regularly support our students and mission through the SCC Foundation.

New Era

In 2011, Dr. Don Tomas became Southwestern’s sixth president. From the moment he arrived, Dr. Tomas prioritized access (via growth of the SCC Foundation and student scholarships) – along with maintaining and enhancing a college-wide commitment to student success. Under his leadership, the SCC Foundation has enjoyed exponential growth – awarding more than eight times as much scholarship funding in 2021 as had been available nine years earlier. Total foundation assets have more than doubled in his tenure (from \$3.3 million to \$7.6 million), and the number of endowed scholarships has nearly tripled (from 21 to 59).

Dr. Tomas has also been instrumental in securing funding for construction of our 10th building – the \$22 million Health Sciences Center that has more than 55,000 square feet for classrooms, labs and faculty offices.

SCC is now better positioned than ever to successfully guide our students and communities into a bright future.



2011

- Southwestern’s Emergency Medical Science (EMS) program received national accreditation, making it one of only two nationally accredited programs among EMS programs in North Carolina community colleges.
- SCC embarked upon a long-range strategic planning process to chart a course for the college during the next five years. This planning process was named Vision 2017.
- Southwestern’s National Park Service Seasonal Law Enforcement Ranger Training program became only the second program of this type among community colleges to become accredited as an NPS-SLET academy.



2012

- SCC received a new letterpress that prints the Cherokee syllabary.
- The Burrell Building was completed in 2012, with the official dedication held in July, 2012. The new facility features classrooms, a student bookstore, administrative and faculty offices, and a conference center.
- As a component of its Title III grant, the college embarked on a major capital “Student Success Campaign” with a goal of creating a \$1 million endowment for student scholarships.
- SCC received \$100,000 from the Appalachian Regional Commission to fund critical instructional equipment and supplies for “green” education and training.



2013

- SCC began providing Live Dealer Gaming training for Harrah's Cherokee Casino.
- SCC Leadership was invited to present its Honors Program model at the three most prestigious national conferences for community colleges: American Association of Community Colleges; Association of Community College Trustees; and League of Innovation for Community Colleges.
- Placed on a brief hold 12 years ago due to changes in Medicare funding, the Occupational Therapy Assistant program was reinstated at Southwestern. It officially resumed operation in 2014.



2014

- The Automotive Systems Technology program received a Master Automobile Service Technology accreditation – the highest level of achievement recognized by the National Automotive Technician Education Foundation (NATEF).
- A series of three political debates were held at the Jackson Campus. Students in Dr. Bucky Dann's Social Problems class asked questions of candidates for the Jackson County Board of Commissioners, N.C. House and N.C. Senate.
- The Student Success Campaign, the most ambitious fundraising effort in SCC's history – reached its Phase 1 goal and allowed the college to fully leverage a Title III grant from the U.S. Department of Education, which matched 100 percent of all donations made by Sept. 2014.
- Second-year students in Southwestern Community College's Respiratory Therapy program won the state's Gladiator competition and posted North Carolina's highest finish (fourth) ever at the national contest in December in Las Vegas.



2015

- Thanks to the generosity of faculty and staff, SCC was able to give away a one-year, tuition-and-fees scholarship in addition to other prizes at its 50th anniversary open house celebration, which drew roughly 500 people to the Jackson Campus on April 10.
- WalletHub named SCC one of the Top 10 community colleges in the nation. The No. 7 ranking marked the third time in nine years SCC has been placed among the Top 10 nationally (Washington Monthly in 2007 and 2010).
- A statewide study revealed that the college's overall impact on its service area of Jackson, Macon, Swain Counties and the Qualla Boundary is \$126.9 million in added regional income.



2016

- For the second straight election cycle, Students in Dr. Bucky Dann's "Social Problems" class asked questions of candidates for state and county office during a series of three political debates held on our Jackson Campus.
- Jackson County voters passed the one-fourth of a penny referendum, which benefits SCC and the Jackson County Public Schools. The first major project funded through this initiative was Southwestern's new health sciences building.
- Southwestern received more than \$525,000 from the Appalachian Regional Commission for its "Pathways to Employment, Education and Training for Automotive and Related Industries" program in Jackson, Macon and Swain Counties.
- During the 2016-17 academic year, Southwestern completed the SACSCOC reaccreditation process.



2017

- Four SCC students launched a high-altitude balloon that captured images of the total solar eclipse as part of a nationwide effort by NASA. Southwestern was the only community college to participate in NASA's balloon project.
- Southwestern hosted its largest-ever job fair in March. Approximately 300 job-seekers were on campus to meet with more than 95 employers. The event was coordinated by Mike Despeaux, director of career services, who worked with newly hired career counselor Jodi Waldroup to hold a pair of smaller "Job Fair Fridays" in April.
- During the college's "Bluegrass, Blue Jeans & Bling" gala on Sept. 16, the SCC Foundation surpassed its goal of setting up the college's first \$1 million endowment to be used primarily for student scholarships.
- Recent graduate Lori Monigold earned a perfect score on her National Board Physical Therapy Examination.



National Park Service-Seasonal Law Enforcement Training (Class 100)

2018

- Members of the college’s 100th National Park Service-Seasonal Law Enforcement Training class were honored in a ceremony on April 27. One of only seven colleges in the country to offer NPS-SLET, Southwestern is in its 40th year of providing this program.
- Regional media outlets, including WLOS-TV out of Asheville, praised the actions of SCC’s Upward Bound staff members who helped keep 12 area high school students safe when their bus caught fire on the way home from a service project in Asheville in late April.
- Four-hundred-ninety-eight graduates – the most in college history – were honored in three commencement ceremonies on May 12.
- A memorial service was held for founding SCC Trustee W. Paul Holt on Tuesday, July 3, in Myers Auditorium on the college’s Jackson Campus. Along with several business and educational leaders in Jackson County, Mr. Holt helped establish what was originally known as the Jackson County Industrial Education Center in 1964, and he served on this college’s Board of Trustees for all but 15 months of its existence until the time of his passing – making him the longest-serving Trustee of any community college in the state.



2019

- 2013 graduate Kyle Dowling was named recipient of SCC’s inaugural Distinguished Alumni honor. Within six years of earning his associate degree in Emergency Medical Science, Dowling had risen to the level of Paramedic Supervisor and Training Officer for Harris EMS in Sylva.
- Southwestern held a Cultural Fusion Festival in March, showcasing a wide variety of dance, music, food and crafts that represent the diverse cultures in this region.
- Paul Wolf, founding coordinator of SCC’s Outdoor Leadership and Wilderness Therapy programs, received the Rebecca L. Carver ABC’s Award at the 2019 Southeast Regional Conference of the Association for Experiential Education.
- A groundbreaking ceremony was held for Southwestern’s new Health Sciences Center on Monday, May 6.



2020

- To ensure graduates had an opportunity to celebrate their accomplishments with family during the COVID-19 pandemic, Southwestern held its first drive-through commencement ceremonies in August and December.
- BestColleges.com ranked SCC as No. 1 in its listing of “The Best Community Colleges & Trade Schools of 2020.” It’s the fourth time in 13 years SCC has been included among the Top 10 colleges in the U.S. (No. 4 by Washington Monthly in 2007; No. 9 by Washington Monthly in 2010; No. 7 by WalletHub.com in 2015).
- Our New Century Scholars program celebrated its 25th anniversary. Founded in 1995 by Dr. Barry Russell, then-SCC President, and Dr. Charles McConnell, former Jackson County Superintendent, New Century Scholars provides the promise of last-dollar tuition assistance and support to middle-school students throughout SCC’s service area.



2021

- Our \$22 million Health Sciences Center opened for students in time for the fall semester. Ten of our 16 Health Sciences programs are housed in this state-of-the-art, 55,000-square foot building.
- NASA extended its partnership with SCC and the Smoky Mountain STEM Collaborative for five additional years by providing more than \$1.5 million in grant funding.
- For the first time in college history, SCC was able to provide free tuition to all North Carolina residents who enrolled in at least six hours or more for the 2021-22 academic year.
- Despite being unable to hold an in-person gala for the second-straight year due to the pandemic, the SCC Foundation raised more than \$87,000 from generous “table sponsorships” and a virtual silent auction.



2022

- Jared Ballew, a 2007 graduate, was named the 2022 recipient of SCC’s Distinguished Alumni Award. Jared is Director of Government Relations for Drake Software and serves on multiple national cybersecurity and tax advisory committees – including as Vice Chair of the IRS’ Electronic Tax Administration Advisory Committee.
- Out of more than 1,100 community colleges across the U.S., Southwestern was selected as one of 25 semifinalists for the prestigious Aspen Prize that’s awarded every two years and honors colleges with outstanding performance.
- Held for the first time in three years, the “Boots, Blue Jeans and Bling” gala set records by selling out and raising more than \$120,000 for student scholarships.
- SCC’s Board of Trustees unanimously agreed to name the new Health Sciences Center in honor of Dr. Don Tomas – Southwestern’s current President.



2023

- For the first time in college history, Southwestern’s Public Safety Training Center was able to purchase a brand-new fire truck using state funds secured by N.C. Rep. Karl Gillespie. The Pierce Pumper cost \$355,007 and is used to train firefighters throughout Jackson, Macon, Swain Counties and the Qualla Boundary.
- Dogwood Health Trust awarded Southwestern a \$500,000 grant that will be used to create a pipeline of future healthcare workers for the region. The funding will establish a Project SHIFT (SCC Health-career Initiative For Teens) office, which aims to recruit enough prospective students to maximize the capacity of the college’s 16 Healthcare career fields.

Southwestern Community College offers more than 95 credential options in more than 35 programs of study that are designed to suit a wide range of interests. Southwestern is committed to quality programs that prepare students for employment or transfer to four-year institutions.

Accounting & Finance	AAS, Diploma, Certificate
Advertising & Graphic Design.....	AAS, Certificate
Air Conditioning, Heating & Refrigeration Technology.....	Diploma, Certificate
Associate in Arts	AA
Associate in Arts - Career & College Promise.....	Pathway
Associate in Arts - Teacher Preparation	AA
Associate in Fine Arts in Visual Arts.....	AFA
Associate in General Education.....	AGE
Associate in General Education - Nursing.....	AGE
Associate in Science.....	AS
Associate in Science - Career & College Promise	Pathway
Associate in Science - Teacher Preparation.....	AS
Automotive Systems Technology	AAS, Diploma, Certificate
Business Administration.....	AAS, Diploma, Certificate
Business Administration - Entrepreneurship	AAS, Certificate
Business Administration - Office Administration	AAS, Diploma, Certificate
Carpentry	Diploma, Certificate
Cosmetology.....	AAS, Diploma, Certificate
Criminal Justice Technology	AAS, Certificate
Culinary Arts.....	AAS, Diploma, Certificate
Cyber Crime Technology	AAS, Certificate
Dental Assisting.....	Diploma
Early Child Care Workforce.....	Certificate
Early Childhood Education	AAS, Diploma, Certificate
Early Childhood Education - B-K Licensure Transfer	AAS
Early Childhood Education - Non-Teaching Licensure Transfer	AAS
Early Childhood Administration	Certificate
Early Childhood Preschool.....	Certificate
Emergency Medical Science	AAS, Certificate
Health Information Technology	AAS, Certificate
Health Information Technology - Health Informatics.....	Certificate
Health Information Technology - Medical Coding	Certificate
Human Services Technology	AAS, Certificate
Human Services Technology - Addiction & Recovery Studies	Diploma
Infant/Toddler Care.....	Certificate
Information Technology - Network Management	AAS, Certificate
Information Technology - Software & Web Development.....	AAS, Certificate
Information Technology - Support & Services	AAS, Certificate

Medical Assisting.....	AAS, Certificate
Medical Laboratory Technology	AAS
Medical Office Administration	AAS, Diploma, Certificate
Medical Sonography	AAS
Nurse Aide	Certificate
Nursing - Associate Degree	AAS
Nursing - WNC RIBN.....	AAS
Occupational Therapy Assistant.....	AAS
Opticianry.....	AAS, Certificate
Outdoor Leadership.....	AAS, Certificate
Outdoor Leadership - Wilderness Emergency Medicine.....	Certificate
Outdoor Leadership - Wilderness Therapy	Certificate
Physical Therapist Assistant	AAS
Radiography.....	AAS
Respiratory Therapy	AAS
Surgical Technology	AAS
Therapeutic Massage.....	AAS, Diploma
Welding	AAS, Diploma, Certificate

NOTE: SCC reserves the right to revise programs of study as necessary. All changes will be updated on our website.



Jackson Campus • 447 College Drive • Sylva, NC 28779
 828.339.4000 • 800.447.4091 • www.southwesterncc.edu

- P** Parking
- 1** Balsam Center
- 2** Founders Hall/Café '64
- 3** Burrell Building
- 4** Bradford Hall
- 5** Oaks Hall
- 6** Jackson County Early College
- 7** Holt Library
- 8** The Summit
- 9** Facility Services
- 10** Don Tomas Health Sciences Center
- E** Emergency Call Box
- P** SCC Employee Parking

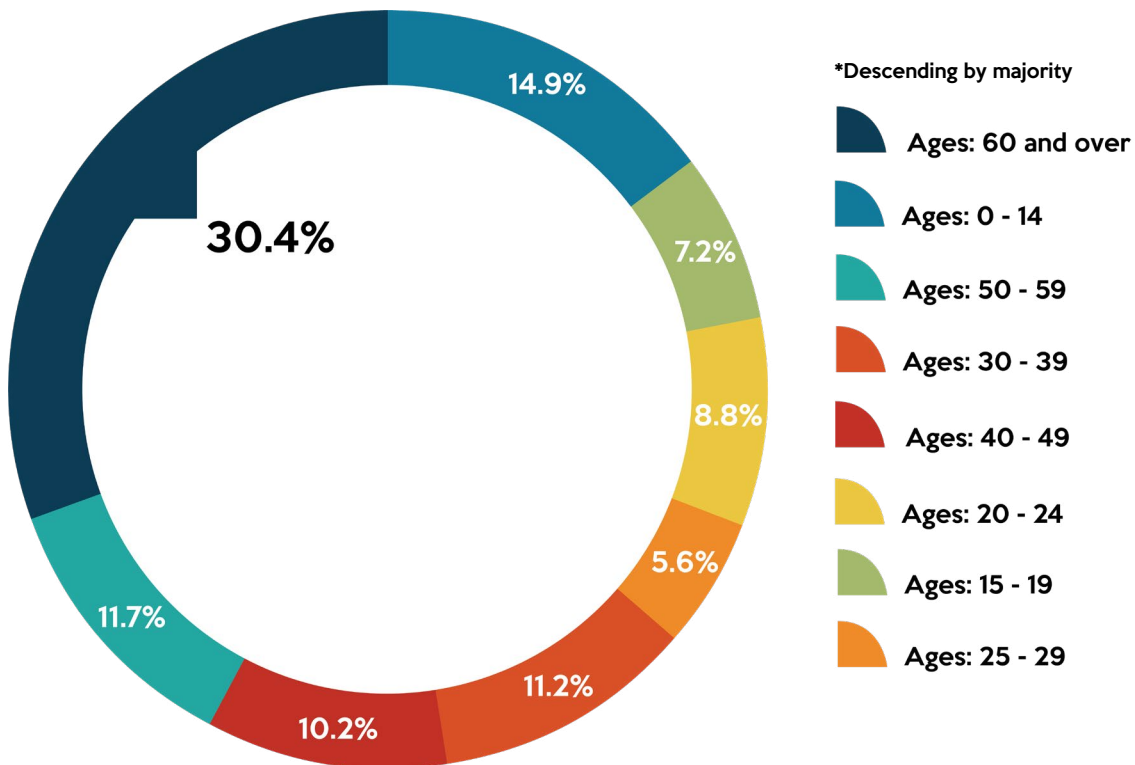


2020 Population by Age

	<u>Jackson</u>	<u>Macon</u>	<u>Swain</u>	<u>Service Area Total</u>
0-14	6,118	5,381	2,783	14,282
Percent of Total	13.8%	14.5%	19.2%	14.9%
15-19	3,913	2,131	857	6,901
Percent of Total	8.8%	5.8%	5.9%	7.2%
20-24	5,698	1,966	818	8,482
Percent of Total	12.8%	5.3%	5.6%	8.8%
25-29	2,625	1,927	849	5,401
Percent of Total	5.9%	5.2%	5.9%	5.6%
30-39	5,126	3,846	1,807	10,779
Percent of Total	11.6%	10.4%	12.5%	11.2%
40-49	4,470	3,587	1,674	9,731
Percent of Total	10.1%	9.7%	11.6%	10.2%
50-59	4,791	4,593	1,792	11,176
Percent of Total	10.8%	12.4%	12.4%	11.7%
60 and over	11,613	13,583	3,909	29,105
Percent of Total	26.2%	36.7%	27.0%	30.4%
Total	44,354	37,014	14,489	95,857

Source: [North Carolina Office of State Budget and Management](#)

Service Area Population by Age



Population Totals for Service Area Counties and Municipalities, 2021

Jackson	40,519
Dillsboro	213
Forest Hills	303
Highlands (Part)	12
Sylva	2,578
Webster	372
Macon	37,014
Franklin	4,175
Highlands (Part)	1,060
Swain	14,117
Bryson City	1,558
State of NC	10,556,299

[Source: North Carolina Office of State Budget and Management](#)

Population Density Per Square Mile, 2020

	<u>Square Miles</u>	<u>Density</u>
Jackson	491.1	87.80
Macon	515.6	71.80
Swain	527.70	26.80
North Carolina	48,623.00	214.70

[Source: North Carolina Office of State Budget and Management](#)

Median Age, 2020

	<u>Median Age</u>	<u>Rank Among 100 N.C. Counties*</u>
Jackson	37.4	88
Macon	49.2	7
Swain	40.7	69
North Carolina	39.2	-

*Counties ranked 1 to 100, from highest median age to lowest

[Source: North Carolina Office of State Budget and Management](#)

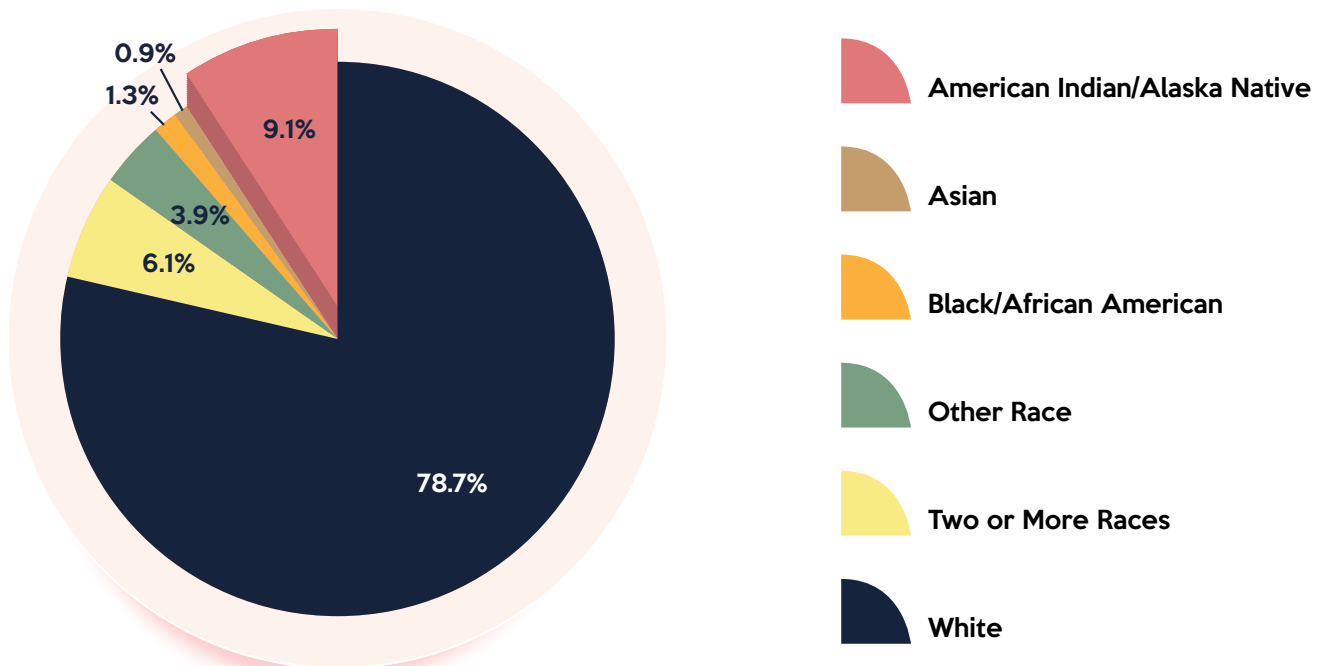
Population by Race and Ethnicity, 2020

	Jackson	Macon	Swain	Service Area Total
American Indian & Alaska Native	4,098	279	4,171	8,548
Percent of Total	9.5%	0.8%	29.5%	9.1%
Asian	512	265	54	831
Percent of Total	1.2%	0.7%	0.4%	0.9%
Black/African American	856	257	108	1,221
Percent of Total	2.0%	0.7%	0.8%	1.3%
Hispanic or Latino	3,292	3,498	592	7,382
Percent of Total	7.6%	9.5%	4.2%	7.8%
Native Hawaiian & Other Pacific Islander	10	8	14	32
Percent of Total	*	*	*	*
Other Race	1,663	1,770	224	3,657
Percent of Total	3.9%	4.8%	1.6%	3.9%
Population of one race:	40,565	34,678	13,209	88,452
Percent of Total	94.1%	93.7%	93.6%	93.9%
Two or More Races	2,544	2,336	908	5,788
Percent of Total	5.9%	6.3%	6.4%	6.1%
White	33,426	32,099	8,638	74,163
Percent of Total	77.5%	86.7%	61.2%	78.7%
Total Population	43,109	37,014	14,117	94,240

College Service Area Population by Race and Ethnicity, 2020 percentage data does not total 100%. While the OSBM provides disaggregated data by Race, Ethnicity data - including "Hispanic or Latino" are not included in disaggregated Race groups and are therefore calculated separately using "Hispanic Origin by Race" data. Further, in regards to Race data, a person could identify with multiple race labels and be counted more than once in each Race group.

Source: [North Carolina Office of State Budget and Management](#)

Service Area Population by Race



Population Projections, 2020 - 2040

	<u>2020</u>	<u>2030</u>	<u>2040</u>	Percent Change <u>2020-2040</u>
Jackson	43,163	45,843	49,430	14.5%
Macon	37,070	40,081	43,116	16.3%
Swain	14,106	14,649	14,974	6.2%
Service Area	94,339	100,573	107,520	14.0%
North Carolina	10,463,226	11,625,716	12,817,720	22.5%

Source: [North Carolina Office of State Management and Budget](#)

2017-21 Estimated Educational Attainment in Service Area

(Based on Persons 25 Years of Age & Over)

	<u>Jackson</u>	<u>Macon</u>	<u>Swain</u>	Service Area <u>NC</u>	<u>USA</u>
High school graduate or higher	89.2%	88.8%	85.1%	89%	88.9%
Bachelor's degree of higher	28.8%	24%	21.4%	33%	33.7%

Source: [United States Census Bureau](#)

Dropout Data for Public School Systems in the Service Area

	<u>2017-18</u>	<u>2018-19</u>	<u>2019-20</u>	<u>2020-21</u>	<u>2021-22</u>
Jackson					
Number of Dropouts	17	17	8	12	21
Dropout Rate	1.36%	1.45%	0.67%	1.04%	1.81%
Macon					
Number of Dropouts	17	10	11	28	4
Dropout Rate	1.25%	0.74%	0.83%	2.09%	0.29%
Swain					
Number of Dropouts	23	32	16	18	20
Dropout Rate	3.74%	5.16%	2.64%	2.95%	3.23%
North Carolina					
Number of Dropouts	10,523	9,512	7,194	9,147	10,841
Dropout Rate	2.18%	2.01%	1.53%	1.94%	2.25%

Source: [North Carolina Department of Public Instruction](#)

Percent of Population Below the Poverty Level

	<u>2020</u>
Jackson	18.7%
Average Family Size	2.33
Poverty Threshold	\$17,413
Macon	14.2%
Average Family Size	2.11
Poverty Threshold	\$17,413
Swain	17.4%
Average Family Size	2.53
Poverty Threshold	\$20,591
North Carolina	13.4%
United States	11.6%
Average Family Size	2.6
Poverty Threshold	\$20,591

*Estimated

Source: [US Census Bureau QuickFacts](#)

Per Capita Personal Income 2017 - 2021

	<u>2017</u>	<u>2018</u>	<u>2019</u>	<u>2020</u>	<u>2021</u>
Jackson	\$32,151	\$33,325	\$36,736	\$39,950	\$43,362
Percent of State Average	72.4%	72.1%	75.4%	77%	77.2%
Macon	\$39,039	\$39,583	\$41,975	\$45,095	\$48,875
Percent of State Average	87.9%	85.6%	86.1%	86.9%	87%
Swain	\$38,139	\$38,802	\$41,006	\$44,824	\$49,421
Percent of State Average	85.9%	84.0%	84.1%	86.4%	88%
North Carolina	\$44,409	\$46,216	\$48,741	\$51,900	\$56,173
Percent of State Average	100.0%	100.0%	100.0%	100.0%	100.0%

Source: [Bureau of Economic Analysis, U.S. Dept. of Commerce](#)

Median household Income

	<u>2021</u>
Jackson	\$47,989
Percent of State Average	79.3%
Macon	\$48,169
Percent of State Average	79.6%
Swain	\$48,608
Percent of State Average	80.3%
North Carolina	\$60,516
Percent of State Average	100.0%

Source: [US Census Bureau QuickFacts](#)

Annual Average Unemployment Rate

	<u>2018</u>	<u>2019</u>	<u>2020</u>	<u>2021</u>	<u>2022</u>
Jackson	4.1%	4%	7.6%	5.0%	3.9%
Macon	3.9%	3.8%	6.7%	4.4%	3.3%
Swain	4.3%	3.9%	8.5%	4.3%	2.9%
North Carolina	4.0%	3.8%	7.3%	5.1%	3.7%

Source: [NC Department of Commerce](#)

Employment by Sector, 2021

	<u>Jackson</u>	<u>Macon</u>	<u>Swain</u>	<u>Service Area Total</u>	<u>NC</u>
Total Government	8,388	3,581	12,497	24,466	1,362,160
Federal Government	102	316	240	658	152,742
State Government	5,142	380	134	5,656	353,043
Local Government	3,144	2,885	12,123	18,152	856,375
Total All Private Industries	19,655	15,221	6,721	41,597	7,651,749
Construction	711	1,023	254	1,988	238,447
Education and Health Services	2,149	1,265	0	3,414	605,700
Financial Activities	391	429	146	966	270,136
Goods Producing	1,131	1,468	354	2,953	730,549
Information	79	95	0	174	77,334
Leisure and Hospitality	2,819	2,013	1,257	6,089	457,841
Manufacturing	353	410	0	763	463,922
Natural Resources and Mining	0	0	0	0	28,181
Other Services	335	438	164	937	114,847
Professional and Business Services	842	0	175	1,017	677,787
Service Providing	8,730	8,080	3,512	20,322	3,095,325
Trade, Transportation and Utilities	2,115	0	859	2,974	891,680
Total All Employment Sectors	28,043	18,802	19,218	66,063	9,013,909

Employment data based upon **place of work**, not place of residence

Source: [North Carolina Department of Commerce](#)

Percentage of Employment by Sector, 2021

	<u>Jackson</u>	<u>Macon</u>	<u>Swain</u>	<u>Service Area Total</u>	<u>NC</u>
Total Government	29.9%	19.0%	65.0%	37.1%	15.1%
Federal Government	0.4%	1.7%	1.2%	1.0%	1.7%
State Government	18.3%	2.0%	0.7%	8.6%	3.9%
Local Government	11.2%	15.3%	63.1%	27.5%	9.5%
Total All Private Industries	70.1%	81.0%	35.0%	63.0%	84.9%
Construction	2.5%	5.4%	1.3%	3.0%	2.6%
Education and Health Services	7.7%	6.7%	0.0%	5.2%	6.7%
Financial Activities	1.4%	2.3%	0.8%	1.5%	3.0%
Goods Producing	4.0%	7.8%	1.8%	4.5%	8.1%
Information	0.3%	0.5%	0.0%	0.3%	0.9%
Leisure and Hospitality	10.1%	10.7%	6.5%	9.2%	5.1%
Manufacturing	1.3%	2.2%	0.0%	1.2%	5.1%
Natural Resources and Mining	0.0%	0.0%	0.0%	0.0%	0.3%
Other Services	1.2%	2.3%	0.9%	1.4%	1.3%
Professional and Business Services	3.0%	0.0%	0.9%	1.5%	7.5%
Service Providing	31.1%	43.0%	18.3%	30.8%	34.3%
Trade, Transportation and Utilities	7.5%	0.0%	4.5%	4.5%	9.9%

Employment data based upon **place of work**, not place of residence

[Source: North Carolina Department of Commerce](#)

Postsecondary Enrollment
(2013 - 2016 Aggregate Graduating Classes)

By County

	NCCCS	UNC	NCICU	Other	Not Enrolled
North Carolina	26%	23%	6%	6%	38%
Jackson County	33%	16%	≤5%	≤5%	44%
Macon County	32%	16%	≤5%	5-10%	46%
Swain County	25%	13%	7%	8%	47%

By High School

	NCCCS	UNC	NCICU	Other	Not Enrolled
Blue Ridge Early College	35%	10%	≤5%	≤5%	51%
Franklin HS	36%	13%	≤5%	5-10%	43%
Highlands School	29%	24%	≤5%	10-15%	35%
Jackson Co Early College	24%	25%	≤5%	5-10%	40%
Macon Early College	19%	37%	≤5%	≤5%	38%
Smoky Mountain HS	38%	20%	≤5%	5-10%	34%
Swain Co HS	28%	12%	5%	7%	48%
Union Academy	13%	0%	0	≤5%	86%

By Economically Disadvantaged

	Economically Disadvantaged			Not Economically Disadvantaged		
	2-yr	4-yr	Not Enrolled	2-yr	4-yr	Not Enrolled
North Carolina	27%	21%	52%	27%	44%	30%
Jackson County	34%	9%	57%	32%	30%	38%
Macon County	30%	14%	56%	33%	32%	35%
Swain County	25%	18%	58%	25%	41%	34%

*Economically Disadvantaged: free or reduced lunch receipt

By Race/Ethnicity

	Amer Ind/ Alaskan	Asian/Pac. Isl. Hawaiian	Black	Hispanic	Multiple	White
North Carolina						
Enrolled 2-Yr	28%	25%	25%	29%	27%	28%
Enrolled 4-Yr	23%	48%	33%	17%	34%	39%
Not Enrolled	49%	27%	43%	54%	39%	33%
Jackson						
Enrolled 2-Yr	28%	<20	<20	23%	<20	35%
Enrolled 4-Yr	16%	<20	<20	12%	<20	23%
Not Enrolled	56%	<20	<20	65%	<20	43%
Macon						
Enrolled 2-Yr	<20	<20	<20	29%	25%	34%
Enrolled 4-Yr	<20	<20	<20	7%	22%	22%
Not Enrolled	<20	<20	<20	64%	53%	44%
Swain						
Enrolled 2-Yr	18%	<20	<20	25-30%	18%	31%
Enrolled 4-Yr	28%	<20	<20	≤5%	32%	26%
Not Enrolled	53%	<20	<20	65%	50%	43%


Headcount less than 20 suppressed

Overall Enrollment - Academic Year

	2018-19	2019-20	2020-21	2021-22
Headcount				
Overall Enrollment	7793	7262	6164	7181
Gender				
Male	3955	3899	3212	3728
Female	3833	3361	2951	3449
Race/Ethnicity				
Amer Ind/Alaskan	560	560	527	629
Asian	75	80	78	88
Black	473	398	219	341
Hawaiian/Pac. Isl.	4	8	5	7
Hispanic	582	552	465	577
Multiple	103	115	99	107
White	5885	5424	4675	5358
Unknown	111	125	96	74
Academic Level				
Curriculum	2887	2964	2718	2915
Workforce CE	4106	3560	3021	3683
Basic Skills	408	348	242	115
Multiple Academic Levels	392	390	183	464
Age Range				
<18	962	1021	887	941
18-24	2438	2282	1881	2105
25-44	2575	2379	2176	2578
45-64	1512	1339	1057	1315
65+	306	239	163	241
Unknown	0	2	0	1
Residence				
Jackson	2059	2013	1618	1944
Macon	2422	2051	1675	1827
Swain	1192	1118	945	1137
Other in State	1103	1038	899	996
Out of State	210	162	164	334
Unknown	807	880	863	943

Source: [North Carolina Community College System](#)

2021-22 Overall Enrollment by Academic Level



Curriculum Enrollment - Fall Terms Only

	<u>2019-FA</u>	<u>2020-FA</u>	<u>2021-FA</u>	<u>2022-FA</u>
Headcount				
Overall Enrollment	2400	2250	2498	2255
Full-Time/Part-Time				
Full-Time	832	732	753	657
Part-Time	1568	1518	1745	1598
Gender				
Male	942	840	911	838
Female	1458	1410	1585	1417
Race/Ethnicity				
Amer Ind/Alaskan	197	208	251	206
Asian	26	32	32	33
Black	49	34	42	44
Hawaiian/Pac. Is.	4	3	4	4
Hispanic	230	204	234	237
Multiple	78	59	65	57
White	1796	1694	1843	1649
Unknown	20	16	27	25
Age Range				
<18	764	739	783	794
18-24	970	881	905	802
25-44	550	520	685	542
45-64	110	107	120	109
65+	6	3	5	8
Residence				
Jackson	806	708	794	735
Macon	824	802	835	749
Swain	323	318	428	376
Other in State	419	396	375	352
Out of State	28	26	33	43
Employment Status				
Employed Full-Time	389	388	561	449
Employed Part-Time	816	729	776	758
Not Employed	1195	1133	1161	1048

Please note that Curriculum, Dual Enrollment, Non-Dual Enrollment, Continuing Education and Basic Skills Enrollment data are available for Fall terms only. In 2018, NCCCS stopped publicly reporting annual disaggregated data (Full-Time/Part-Time Status and Employment Status) on a yearly basis for the above student types as a student may not consistently be "Full-time or Part-time" or "Employed Full-Time" for the duration of the year. The data reflects a snapshot of Fall terms, generally the highest enrolling semester.

Source: [North Carolina Community College System](#)

Dual Enrollment - Fall Terms Only

	<u>2019-FA</u>	<u>2020-FA</u>	<u>2021-FA</u>	<u>2022-FA</u>
Headcount				
Overall Enrollment	785	766	784	813
Full-Time/Part-Time				
Full-Time	74	86	80	69
Part-Time	711	680	704	744
Gender				
Male	384	344	373	362
Female	401	422	411	451
Race/Ethnicity				
Amer Ind/Alaskan	29	24	43	47
Asian	13	17	18	15
Black	9	5	3	6
Hawaiian/Pac. Is.	1	1	0	1
Hispanic	109	105	116	123
Multiple	17	17	15	18
White	605	594	585	598
Unknown	2	3	4	5
Age Range				
<15	58	68	56	61
15	101	60	78	69
16	259	279	279	289
17	314	305	334	351
18	50	47	33	34
>18	3	1	4	9
Residence				
Jackson	288	250	233	264
Macon	393	405	391	371
Swain	87	92	153	162
Other in State	16	16	5	15
Out of State	0	0	0	1
Unknown	1	3	2	0
Employment Status				
Employed Full-Time	7	12	16	13
Employed Part-Time	175	186	201	234
Not Employed	603	568	567	566

Please note that Curriculum, Dual Enrollment, Non-Dual Enrollment, Continuing Education and Basic Skills Enrollment data are available for Fall terms only. In 2018, NCCCS stopped publicly reporting annual disaggregated data (Full-Time/Part-Time Status and Employment Status) on a yearly basis for the above student types as a student may not consistently be "Full-time or Part-time" or "Employed Full-Time" for the duration of the year. The data reflects a snapshot of Fall terms, generally the highest enrolling semester.

Source: [North Carolina Community College System](#)

Non-Dual Enrollment - Fall Terms Only

	<u>2019-FA</u>	<u>2020-FA</u>	<u>2021-FA</u>	<u>2022-FA</u>
Headcount				
Overall Enrollment	1615	1484	1714	1442
FT/PT				
Full-Time	758	646	673	588
Part-Time	857	838	1041	854
Gender				
Male	558	496	538	476
Female	1057	988	1176	966
Race/Ethnicity				
Amer Ind/Alaskan	168	184	208	159
Asian	13	15	14	18
Black	40	29	39	38
Hawaiian/Pac. Is.	3	2	4	3
Hispanic	121	99	118	114
Multiple	61	42	50	39
White	1191	1100	1258	1051
Unknown	18	13	23	20
Age Range				
<18	32	27	36	17
18-24	917	827	868	766
25-44	550	520	685	542
45-64	110	107	120	109
65+	6	3	5	8
Residence				
Jackson	518	458	561	471
Macon	431	397	444	378
Swain	236	226	275	214
Other in State	403	380	403	337
Out of State	27	23	31	42
Employment Status				
Employed Full-Time	382	376	545	436
Employed Part-Time	641	543	575	524
Not Employed	592	565	594	482

Please note that Curriculum, Dual Enrollment, Non-Dual Enrollment, Continuing Education and Basic Skills Enrollment data are available for Fall terms only. In 2018, NCCCS stopped publicly reporting annual disaggregated data (Full-Time/Part-Time Status and Employment Status) on a yearly basis for the above student types as a student may not consistently be "Full-time or Part-time" or "Employed Full-Time" for the duration of the year. The data reflects a snapshot of Fall terms, generally the highest enrolling semester.

Source: [North Carolina Community College System](#)

Continuing Education Enrollment - Fall Terms Only

	<u>2019-FA</u>	<u>2020-FA</u>	<u>2021-FA</u>	<u>2022-FA</u>
Headcount				
Overall Enrollment	2048	1754	2168	2198
Gender				
Male	1379	1229	1453	1434
Female	669	525	714	760
Unknown				4
Race/Ethnicity				
Amer Ind/Alaskan	141	144	190	154
Asian	10	13	27	29
Black	160	101	165	185
Hawaiian/Pac. Is.	1	2	2	2
Hispanic	60	61	99	94
Multiple	13	16	12	22
White	1624	1379	1659	1699
Unknown	39	38	14	13
Age Range				
<18	87	30	41	65
18-24	448	322	432	447
25-44	814	775	915	948
45-64	574	535	650	616
65+	125	92	130	122
Residence				
Jackson	466	359	512	496
Macon	565	396	463	421
Swain	300	248	327	318
Other in State	226	212	238	239
Out of State	63	48	152	82
Unknown	428	491	476	642
Employment Status				
Employed Full-Time	1235	1240	1356	1488
Employed Part-Time	305	247	458	330
Not Employed	508	267	354	380

Please note that Curriculum, Dual Enrollment, Non-Dual Enrollment, Continuing Education and Basic Skills Enrollment data are available for Fall terms only. In 2018, NCCCS stopped publicly reporting annual disaggregated data (Full-Time/Part-Time Status and Employment Status) on a yearly basis for the above student types as a student may not consistently be "Full-time or Part-time" or "Employed Full-Time" for the duration of the year. The data reflects a snapshot of Fall terms, generally the highest enrolling semester.

Source: [North Carolina Community College System](#)

Basic Skills Enrollment - Fall Terms Only

	<u>2019-FA</u>	<u>2020-FA</u>	<u>2021-FA</u>	<u>2022-FA</u>
Headcount				
Overall Enrollment	326	143	160	222
Gender				
Male	176	64	72	113
Female	150	79	88	109
Race/Ethnicity				
Amer Ind/Alaskan	30	15	35	18
Asian	11	3	3	4
Black	81	11	30	43
Hawaiian/Pac. Is.	0	0	0	0
Hispanic	93	45	42	65
Multiple	0	0	0	2
White	111	69	50	90
Age Range				
<18	35	19	27	41
18-24	148	47	65	96
25-44	109	72	59	64
45-64	33	4	8	21
65+	1	1	1	0
Residence				
Jackson	87	52	45	48
Macon	162	45	56	94
Swain	69	38	57	51
Other in State	4	1	0	1
Out of State	6	2	2	3
Unknown	4	3	0	25
Employment Status				
Employed Full-Time	72	50	46	68
Employed Part-Time	42	24	25	28
Not Employed	212	69	89	126

Please note that Curriculum, Dual Enrollment, Non-Dual Enrollment, Continuing Education and Basic Skills Enrollment data are available for Fall terms only. In 2018, NCCCS stopped publicly reporting annual disaggregated data (Full-Time/Part-Time Status and Employment Status) on a yearly basis for the above student types as a student may not consistently be "Full-time or Part-time" or "Employed Full-Time" for the duration of the year. The data reflects a snapshot of Fall terms, generally the highest enrolling semester.

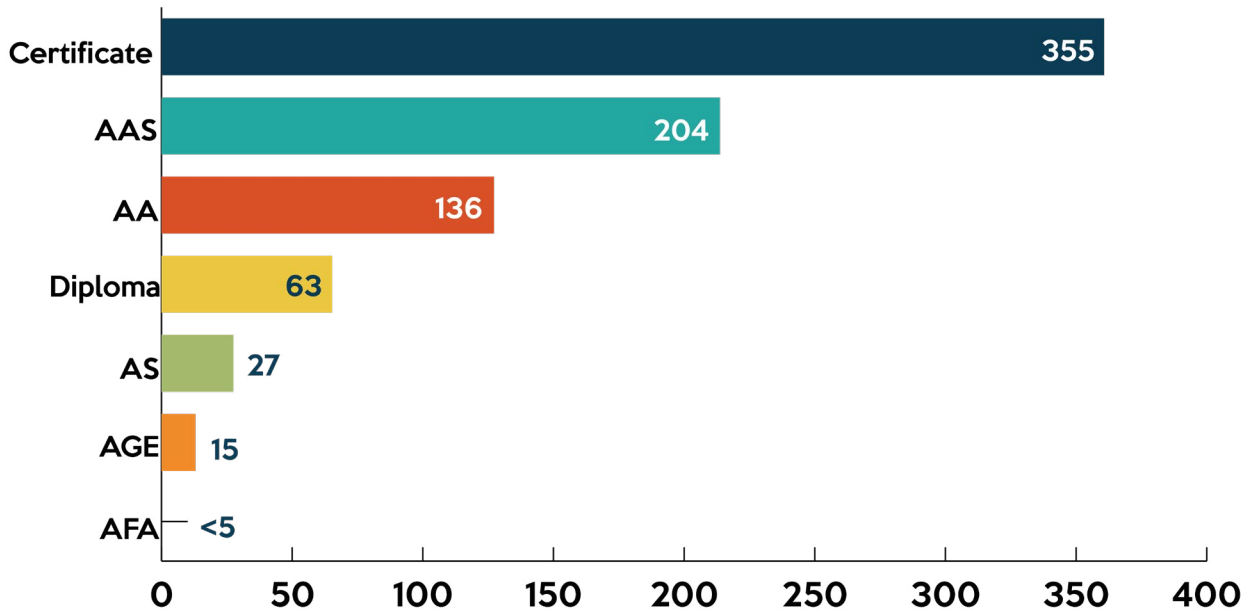
Source: North Carolina Community College System

All Curriculum Credentials Awarded

	<u>17-18</u>	<u>18-19</u>	<u>19-20</u>	<u>20-21</u>	<u>21-22</u>
Associate in Arts	163	154	137	129	136
Associate in Fine Arts	≤5	≤5	≤5	≤5	≤5
Associate in Science	18	24	27	19	27
Associate in General Education	9	11	35	13	15
Associate in Applied Science	278	261	240	240	204
Certificate	156	200	273	369	355
Diploma - CTE	20	24	46	39	63

≤5 - Data Suppressed

Source: [North Carolina Community College System](#)



Graduation Rates

	<u>2018</u>	<u>2019</u>	<u>2020</u>	<u>2021</u>	<u>2022</u>
	<u>2011 Cohort</u>	<u>2012 Cohort</u>	<u>2014 Cohort</u>	<u>2014 Cohort</u>	<u>2015 Cohort</u>
National Cohort Graduate %	37.5%	39.2%	40.8%	40.3%	42.2%
SCC Threshold of Acceptability	37.5%	39.2%	40.8%	40.3%	42.2%
SCC Goal	41.3%	43.1%	44.9%	44.3%	46.4%
SCC Outcome	39.1%	42.8%	53.4%	50.9%	59.5%

Source: [National Student Clearinghouse](#)

General Education Development (GED) & Adult High School (AHS) Awards

	<u>GED</u>	<u>AHS</u>	<u>HiSet</u>
2017-18	32	1	49
2018-19	29	1	20
2019-20	6	1	28
2020-21	6	4	20
2021-22	18	3	37

Source: SCC's College and Career Readiness Office

Performance Measures

Basic Skills Measurable Skill Gain

Rate Percentage of Basic Skills periods of participation (PoPs) with a measureable skills gain (MSG)

<u>17-18</u>	<u>18-19</u>	<u>19-20</u>	<u>20-21</u>	<u>21-22</u>
38.5%	33.5%	27.0%	24.3%	33.2%

Success Rate in College-Level English

Percentage of first-time Associate Degree-seeking and transfer pathway students passing a credit-bearing English course with a "C" or better within three years of their first fall term of enrollment.

<u>Fall 14 Cohort</u>	<u>Fall 15 Cohort</u>	<u>Fall 16 Cohort</u>	<u>Fall 17 Cohort</u>	<u>Fall 18 Cohort</u>
62.6%	70.6%	72.5%	68.3%	66.6%

Success Rate in College-Level Math

Percentage of first-time Associate Degree-seeking and transfer pathway students passing a credit-bearing math course with a "C" or better within three years of their first fall term of enrollment.

<u>Fall 14 Cohort</u>	<u>Fall 15 Cohort</u>	<u>Fall 16 Cohort</u>	<u>Fall 17 Cohort</u>	<u>Fall 18 Cohort</u>
40.1%	49.0%	58.2%	55.1%	56.4%

First-Year Progression

Percentage of first-time fall credential-seeking students who graduate prior to or enroll in postsecondary education during the subsequent fall term.

<u>Fall 16 Cohort</u>	<u>Fall 17 Cohort</u>	<u>Fall 18 Cohort</u>	<u>Fall 19 Cohort</u>	<u>Fall 20 Cohort</u>
64.6%	63.6%	65.7%	66.2%	66.3%

Curriculum Completion

Percentage of first-time fall credential-seeking curriculum students who have graduated, transferred, or are still enrolled during the fourth academic year with 42 successfully completed non-developmental hours.

<u>Fall 13 Cohort</u>	<u>Fall 14 Cohort</u>	<u>Fall 15 Cohort</u>	<u>Fall 16 Cohort</u>	<u>Fall 17 Cohort</u>
48.5%	51.5%	58.4%	55.3%	56.6%

Licensure and Certification

Weighted index score of first-time test-taker results on licensure and certification exams. Exams included in this measure are state mandated exams which candidates must pass before becoming active practitioners.

<u>2018</u>	<u>2019</u>	<u>2020</u>	<u>2021</u>	<u>2022</u>
77%	78%	81%	77%	74%

College Transfer Performance

Among community college Associate Degree completers and those who have completed 30 or more articulated transfer credits who subsequently transfer to a four-year university of college during the fall semester, the percentage who graduate prior to or remain enrolled at any four-year college or university the following fall semester.

<u>15-16 Cohort</u>	<u>16-17 Cohort</u>	<u>16-17 Cohort</u>	<u>16-17 Cohort</u>	<u>17-18 Cohort</u>
90.2%	86.9%	86.2%	79.7%	81.8%

Source: [North Carolina Community College System](#)

Employee Demographics

	2018	2019	2020	2021	2022
Headcount					
Total Employees	403	447	406	410	402
Gender					
Male	196	212	184	226	219
Female	231	236	222	184	183
FT/PT					
Full-Time	210	207	207	206	203
Part-Time	217	240	199	204	199
Race/Ethnicity					
Amer Ind/Alaskan	8	9	10	9	10
Asian	≤5	≤5	≤5	≤5	≤5
Black	≤5	≤5	≤5	≤5	≤5
Hispanic	≤5	7	≤5	7	7
Multiple	≤5	≤5	≤5	≤5	≤5
White	408	420	384	384	378
Unknown	7	6	≤5	≤5	≤5
Employee Category					
Basic Skills	20	16	7	8	11
Continuing Ed	82	103	72	80	70
Curriculum	159	166	163	165	163
Senior Administrators	≤5	≤5	≤5	≤5	≤5
Service/Maintenance	24	22	24	25	26
Staff	78	79	79	76	75
Support	22	20	21	22	18
Technical/ParaProfession	38	37	36	30	35
Highest Education Level					
Doctorate	22	21	23	23	25
Educ Specialist	≤5	≤5	≤5	≤5	≤5
Master's	154	151	138	139	131
Bachelor's	106	119	108	107	112
Associate's	54	63	59	65	58
Vocational Diploma	9	16	10	14	13
Some College/No Credntl	6	6	8	8	10
HS Diploma	73	65	54	48	48
Less than High School	≤5	≤5	≤5	≤5	≤5

≤5 - Data Suppressed

Source: [North Carolina Community College System](#)

Curriculum Tuition Per Semester

	Resident Full-time <u>16 hours or more</u>	Non-Resident Full-time <u>16 hours or more</u>	Part-time Resident <u>(Per credit hour)</u>
2018-19	\$1,216.00	\$4,288.00	\$76.00
2019-20	\$1,216.00	\$4,288.00	\$76.00
2020-21	\$1,216.00	\$4,288.00	\$76.00
2021-22	\$1,216.00	\$4,288.00	\$76.00
2022-23	\$1,216.00	\$4,288.00	\$76.00

Source: [SCC Catalog](#)

Number of Financial Aid Students Served by Program

	<u>17-18</u>	<u>18-19</u>	<u>19-20</u>	<u>20-21</u>	<u>21-22</u>
Federal Pell Grants	875	955	910	812	947
Fed. Suppl. Educ. Opportunity Grants	125	100	93	137	173
Other Federal Grants	16				30
Federal Work Study	34	28	18	10	20
Federal Student Loans	173				100
Plus Loans for Parents	3	1	4	4	2
VA Benefits	38				66
NC Community College Grants	274	256	252	244	297
NC Education Lottery Scholarships	155	125	130	140	189
NC Forgivable Educ Loans for Service	6				1
Other NC Grants and Scholarships	14			186	211
SCC Foundation and Outside Scholarships	196				200
Third Party Sponsorships	184			71	164

Headcounts are duplicated across aid categories
 Source: SCC Financial Aid Office

College Revenue by Source

	<u>2017-18</u>	<u>2018-19</u>	<u>2019-20</u>	<u>20-21</u>
NC Community College System	\$14,685,591	\$15,381,299	\$17,599,508	\$14,332,990
County Appropriations	\$3,765,736	\$4,068,753	\$8,818,896	\$11,682,298
Federal Grants and Contracts	\$4,766,585	\$4,904,136	\$5,111,585	\$5,726,552
State Grants and Contracts	\$1,114,160	\$1,086,127	\$1,424,468	\$2,062,192
Private Gifts, Grants and Contracts	\$113,495	\$164,076	\$99,204	\$119,548
Investment and Interest Income	\$75,593	\$111,436	\$118,428	\$30,336
Tuition and Fees	\$1,941,838	\$1,912,598	\$2,038,337	\$1,865,151
Sales and Services	\$177,045	\$130,541	\$171,095	\$142,011
Other Sources	\$79,670	\$15,221	\$55,066	\$385,959
Total Revenue	\$26,719,713	\$27,774,188	\$35,436,587	36,347,036

Source: SCC Administrative Services

College Expenditures by Area

	<u>2017-18</u>	<u>2018-19</u>	<u>2019-20</u>	<u>20-21</u>
Personal Services	\$16,834,282	\$15,935,101	\$16,448,373	\$15,475,243
Supplies and Materials	\$1,719,192	\$2,424,446	\$2,420,267	\$2,798,408
Services	\$2,247,696	\$2,338,484	\$1,735,236	\$2,826,051
Scholarships and Fellowships	\$2,837,941	\$2,656,153	\$3,058,535	\$3,026,658
Utilities	\$556,264	\$593,748	\$490,065	\$536,196
Depreciation	\$1,075,424	\$893,229	\$980,844	\$984,667
Other Expenses	\$33,708	\$192,616	\$192,013	0
Total Expenditures	\$25,304,507	\$25,033,778	\$25,325,333	\$25,647,221
Fund Equity Change	\$1,415,206	\$2,740,410	\$10,111,254	\$10,699,815

Source: SCC Administrative Services

Total FTE Budget

	<u>2017-18</u>	<u>2018-19</u>	<u>2019-20</u>	<u>2020-21</u>	<u>2021-22</u>	<u>2022-23</u>
Curriculum	2071	2041	2023	2000	1887	1934
Workforce CE	438	611	610	605	517	501
Basic Skills	98	124	85	78	44	40
Total	2607	2776	2718	2683	2448	2475

Source: [NCCCS Dashboards](#)

Budget FTE: the number of FTE students for which colleges are funded through State funding formulas calculated using a historical average. Budget FTE is either the previous year's Actual FTE or the average of the previous two years' Actual FTE. Budget FTE will equal the previous year's Actual FTE if it is higher than its previous year Actual FTE. For example: 2022-2023 Budget FTE = 2475 because this was the Actual FTE of 2021-2022 AND because 2020-2021 Actual FTE was 2306, therefore, 2021-2022 FTE was higher than the average.

Total Actual FTE Over Time

	<u>2016-17</u>	<u>2017-18</u>	<u>2018-19</u>	<u>2019-20</u>	<u>2020-21</u>	<u>2021-22</u>
Curriculum	2040	2041	2005	1982	1792	1934
Workforce CE	415	455	603	537	496	501
Basic Skills	98	86	72	69	19	40
Total	2552	2583	2680	2588	2306	2475

[Source: NCCCS Dashboards](#)

Actual FTE: All instructional membership hours submitted to the North Carolina Community College System Office.

SCC Facilities

Building	Year Constructed	Gross Area (Sq. Ft.)	Estimated Replacement Cost*
Balsam Center	1988	75,383	\$16,007,959
Bradford Hall	1974	21,849	\$4,426,424
Cecil L. Groves Center	2007	27,568	\$8,971,381
Conrad G. Burrell Building	2012	37,934	\$9,241,480
Don Tomas Health Sciences Center	2021	55,411	\$23,000,000
Facilities Services Building	1974	8,500	\$1,207,305
Fire Truck Garage	1991	1,200	\$115,086
Founders Hall	1977	31,318	\$7,553,829
Holt Library	1983	11,319	\$2,356,773
Live Burn Building	1990	4,280	\$811,372
Macon-Storage	1998	160	\$24,286
Oaks Hall	1970	27,932	\$5,576,701
Public Safety Training Center	1987	13,784	\$1,876,199
Swain Center	1950**	24,770	\$3,865,700
The Summit	1982	18,516	\$2,294,571

**Swain Center was extensively renovated in 1996

Source: SCC Vice President for Financial and Administrative Services & CFO

Holt Library Holdings, Acquisitions and Use

	<u>2018-19</u>	<u>2019-20</u>	<u>2020-21</u>	<u>2021-22</u>
Materials Collection				
Books				
Total Print Books Volumes	16,782	18,692	18,849	14,603***
Total Ebooks	422,191	705,407	717,226	793,622
Periodicals				
Total Print Titles	61	3	3	3
Total Electronic Titles	50,654	118,088	108,924*	240,689
DVDs and VHS				
Total Items	514	520	521	597
Total Streaming Titles	29,519	30,756	60,677	65,497
Library Utilization				
Circulation Transactions				
Books	1,425	1,302	1,234	642
eBooks	2,722	2,560	2,541	5,799
Faculty Reserves	37	47	0	1
Periodicals	146	71	3	0
Electronic Periodicals	8,879	19,872	19,385	24,564
DVD/Audiovisuals	134	120	240	30
AV Equipment (4)	72	245	512	523
Total Circulation	13,415	24,217	23,915	31,559
Interlibrary Loans				
Loaned to Other Libraries	26	33	20	23
Borrowed by SCC Users	123	118	71	124
Library Services				
Public Service Hours	44	40	40	40
Traffic	23,891	8,705**	10,128**	19,067

Source: Holt Library Staff

*Electronic Periodicals include all journal access including from NCLIVE and Holt Library databases and journal packages as well as selected open access journals. Before we implemented the Summon discovery tool, we did not have the ability to provide access to all of these journals, and we also added some large subscription journal packages, so the number of titles increased dramatically.

** Traffic: 2019-2020, 2020-2021 Affected by COVID pandemic. Closed from March, 2020 -May 29, 2020 due to COVID. Reopened with the exception of Fridays June 1, 2020.

***Deselected outdated and inaccurate titles as part of re-cataloging project.

Key Sources of Statistical Information Available on the Internet

Federal Agencies

www.census.gov/

This site is the homepage for the United States Census Bureau. While primarily recognized as the official site for population data, the Census Bureau also is a source for a wide variety of demographic, housing and socio-economic data. This site provides access to the extensive amount of information collected for the 2000 and 2010 decennial censuses (with data available from the national level down to the census tract level). In addition, this site contains data from the Current Population Series (data is primarily at the national and state geographic level) and from the various Economic Censuses which are released every five years.

www.bea.gov/

This site is the homepage for the Bureau of Economic Analysis of the United States Department of Commerce. This site includes a variety of income data, including per capita income estimates. The geography level for this data ranges from national down to the county level.

State Agencies

sdc.state.nc.us/

This site is the homepage for the North Carolina Office of State Budget and Management. This site includes profiles for all North Carolina counties which include data on a variety of areas (such as population, employment, income, etc.). This office is responsible for developing population projections for the state and all 100 counties.

www.desncc.com

This site is the homepage for the Employment Security Commission of the North Carolina Department of Commerce. This site includes a variety of employment and labor force information, including the monthly unemployment rate. The level of geography for data at this site ranges from the State of North Carolina down to the county level.

www.ncpublicschools.org/fbs/resources/data/

This site is maintained by the North Carolina Department of Public Instruction and includes a variety of data on the various public school systems in North Carolina. Recent editions of the North Carolina Public Schools Statistical Profile are available at this site.